


Spin Top Tricks Over 50 spin top videos on spintastics.com

Getting Started - string length

Top string length should be approximately 60 inches, regardless of the size of the player. This is the optimum length for the Top to turn the complete 180 degrees needed when thrown.



Balancing the Top in your hand

A Top thrown with the right hand is spinning counter-clockwise, while one thrown with the left hand will be spinning clockwise. To straighten the Top with your hand, begin the adjustment by moving your hand the direction the POINT is facing as the Top leans. Compensate for the gyroscopic precession, or turning, of the Top by making a slight counter-clockwise motion with the hand (clockwise if left-handed spin).

Learn how to catch the top on the string and in your hand. Spinology Video 30 Top Tricks 70 Yo-Yo Tricks Spintastics.com

Adjusting the Top while Spinning on the String

As the Top is caught spinning sideways on the string, it will react to gyroscopic precession and begin turning counter-clockwise (for RH) around the string. To adjust the angle in which the Top is spinning, you need to pay special attention to the direction that the POINT of the Top is facing. To cause the Top to stand up, pull the string the direction the point of the Top is facing. To make it lie down, pull the string opposite the direction that the point of the Top is facing.



How to spin your top with the POWER SPINNER - (comes with some models or can be purchased online)

- Insert the Power Strip into the hole in the Power Case labeled R (for right-handers) or L (for left-handers). The Drive Pin on the Power Case must be facing down.
- Insert the square Drive Pin into the square hole on the cap of the Top.
- Place the Top lightly onto the spinning surface. Hold the Power Case from the top so that your fingers are clear of the Power Strip and pull the Power Strip out of the Power Case with one swift motion. Lift the Power Case off of the Top.



Try these tricks. Spin the top in a plate or flying disc. Then pass it, throw and catch it, dump it spinning in your hand. Place the top in a friends hand and spin it. Pass it back and forth. Throw and catch the spinning top.

How to spin your top with the STRING


Winding

- Place the loop at the end of the string over the cap of the Top and pull the string lightly down to the tip.
- Wind the string forward around the Top, making sure that the string remains tight and smooth, without overlapping.


Preparing to Throw the Top

- Place the string between the first and second fingers of your throwing hand, with the Top button resting behind, and the string in the crook of your fingers.
- Hold the Top upside down between your thumb and fingers. When thrown, the Top will turn 180 degrees (completely over), so it is important to make sure that the point is straight UP when the Top is released.

A. & B.



C. & D.



FLOOR SPINNING TRICKS



1. SPINNER

Extend your arm straight out to the side, about waist high. Without bending your wrist or elbow, swing your arm across your body and stop, releasing the Top, but NOT the string. Throw waist high and DO NOT pull back. Gravity will pull the Top to the floor.

2. TARGET SHOOT

Practice throwing your Top into a 12" target, such as a flying disc. You must throw a Spinner from at least 2 feet away from the target. The Top must spin in the target area for at least 3 seconds. (In a 4" target, this trick is called 3. BULLSEYE)



4. BIG SCOOP

Throw a fast Spinner. Put your throwing hand, palm UP, on the floor so that the Top is spinning between your index and second fingers. Use your index finger to flick the Top up into the palm of your hand, where it must spin for at least 3 seconds.



A. BATTLE TOP

Spin two or more Tops into a flying disc. Watch them spin and collide as they "battle" it out until all but one are knocked down or out of the battle surface. Last Top spinning WINS!

B. HACKY TOP

Once the Top is spinning in your hand, try to bounce the Top off of your knee, or either side of your foot, always catching the Top back into your hand for a 3 second spin.